



<b>DATE</b>	January 9, 2025
<b>TO</b>	Board Members
<b>FROM</b>	Shelley Brown Licensing Manager
<b>SUBJECT</b>	Licensing Division Report

**STAFFING UPDATE:**

Since the last Board meeting, we filled our new Associate Governmental Program Analyst position and are in the process of filling a vacant Staff Services Analyst position.

**MS TEAMS PHONE MIGRATION:**

October 27, 2023, the Board’s phone system migrated from Verizon to Microsoft (MS) Teams as part of a DCA wide move. The MS Teams based phone system is more efficient and cost effective and allows more functionality. On January 8, 2025, the telecom team in the Office of Information Services made available software allowing the Board access to real time inquiry phone line and statistical data. This enables us to access live phone queue status, such as calls in the queue and active calls, and track total calls received, answered, and phone queue wait times.

**LICENSING STATISTICS:**

The Licensing Division Statistical Data – Executive Summary is included with the Board materials. These comprehensive Licensing statistics cover activity from January 1, 2020, through December 31, 2024.

October 2024 through December 2024, for the inquiry phone line, we had an average 85% caller assist rate with an average wait time of under six minutes. During the same period our average processing time for initial applications was under three weeks.



**BOARD OF VOCATIONAL NURSING  
AND PSYCHIATRIC TECHNICIANS**

**Licensing Division  
Statistical Data**

January 1, 2020 through December 31, 2024

**Executive Summary**

**BVNPT Licensing Division Statistics**  
**January 2020 through December 31, 2024**  
**Vocational Nurses and Psychiatric Technicians**

**VN Examination Request Received**

Month	Total 2024	Total 2023	Total 2022	Total 2021	Total 2020
Jan	761	659	510	499	474
Feb	725	775	687	657	759
Mar	775	756	750	797	511
Apr	854	525	769	707	627
May	953	958	905	678	764
June	828	784	821	690	792
Jul	796	593	571	578	663
Aug	870	842	876	639	774
Sep	862	794	971	762	795
Oct	760	609	477	641	644
Nov	672	822	487	624	665
Dec	1,022	815	692	761	769
<b>Total</b>	<b>9,878</b>	<b>8,932</b>	<b>8,516</b>	<b>8,033</b>	<b>8,237</b>

**PT Examination Requests Received**

Month	Total 2024	Total 2023	Total 2022	Total 2021	Total 2020
Jan	46	35	28	44	65
Feb	2	12	6	6	27
Mar	5	9	2	17	3
Apr	6	5	13	6	16
May	37	88	66	40	42
June	29	33	37	44	13
Jul	12	15	22	15	16
Aug	18	48	51	28	63
Sep	43	42	47	27	15
Oct	12	7	3	8	28
Nov	7	7	1	8	7
Dec	48	69	51	82	102
<b>Total</b>	<b>265</b>	<b>370</b>	<b>327</b>	<b>325</b>	<b>397</b>

**VN Examination Retakes Received**

Month	Total 2024	Total 2023	Total 2022	Total 2021	Total 2020
Jan	361	617	416	455	356
Feb	325	601	384	361	311
Mar	353	513	455	537	396
Apr	293	403	424	458	450
May	277	376	390	414	389
June	265	330	450	380	348
Jul	265	300	450	377	389
Aug	272	303	505	411	426
Sep	277	283	465	416	408
Oct	309	300	422	425	431
Nov	255	261	419	344	340
Dec	244	258	397	324	302
<b>Total</b>	<b>3,496</b>	<b>4,545</b>	<b>5,177</b>	<b>4,902</b>	<b>4,546</b>

**PT Examination Retakes Received**

Month	Total 2024	Total 2023	Total 2022	Total 2021	Total 2020
Jan	21	19	20	23	24
Feb	18	15	15	14	12
Mar	18	20	21	24	18
Apr	18	16	13	19	22
May	15	14	18	15	25
June	19	10	17	19	15
Jul	13	13	6	11	29
Aug	20	18	15	20	13
Sep	15	11	19	17	24
Oct	8	18	18	9	15
Nov	13	24	14	14	20
Dec	12	10	14	6	14
<b>Total</b>	<b>190</b>	<b>188</b>	<b>190</b>	<b>191</b>	<b>231</b>

**VN Interim Permits Issued**

Month	Total 2024	Total 2023	Total 2022	Total 2021	Total 2020
Jan	22	15	22	22	1
Feb	9	7	13	8	1
Mar	3	3	15	5	0
Apr	7	12	9	9	8
May	8	14	18	14	19
June	7	23	15	18	19
Jul	7	11	21	6	8
Aug	8	11	35	6	7
Sep	1	15	17	9	10
Oct	3	17	8	16	8
Nov	3	5	17	22	12
Dec	3	6	9	14	21
<b>Total</b>	<b>81</b>	<b>139</b>	<b>199</b>	<b>149</b>	<b>114</b>

**PT Interim Permits Issued**

Month	Total 2024	Total 2023	Total 2022	Total 2021	Total 2020
Jan	0	0	0	2	0
Feb	0	0	0	1	0
Mar	0	0	0	1	0
Apr	0	0	0	0	0
May	0	0	1	0	0
June	1	0	8	0	10
Jul	0	0	1	0	2
Aug	0	0	1	1	0
Sep	0	0	1	0	0
Oct	0	0	0	1	0
Nov	0	0	0	0	0
Dec	7	2	0	0	10
<b>Total</b>	<b>8</b>	<b>2</b>	<b>12</b>	<b>6</b>	<b>22</b>

**VN Examination Results**

Month	Total 2024	Total 2023	Total 2022	Total 2021	Total 2020
Jan	659	689	699	806	608
Feb	804	642	845	905	702
Mar	856	1,109	1,064	990	492
Apr	606	379	907	994	568
May	700	471	966	804	769
June	909	715	1,000	984	903
Jul	801	627	1,014	975	1,056
Aug	660	651	1,035	877	1,008
Sep	771	679	982	898	1,094
Oct	1,099	762	750	896	1,073
Nov	792	540	646	801	743
Dec	996	650	782	930	723
<b>Total</b>	<b>9,653</b>	<b>7,914</b>	<b>10,690</b>	<b>10,860</b>	<b>9,739</b>

**PT Examination Results**

Month	Total 2024	Total 2023	Total 2022	Total 2021	Total 2020
Jan	22	16	44	54	36
Feb	43	49	37	64	37
Mar	21	31	59	44	37
Apr	22	8	30	55	29
May	6	8	22	42	47
June	24	40	51	39	37
Jul	19	56	44	33	53
Aug	23	18	51	45	54
Sep	8	27	26	45	53
Oct	52	47	35	38	63
Nov	37	22	42	34	39
Dec	27	5	17	33	48
<b>Total</b>	<b>304</b>	<b>327</b>	<b>458</b>	<b>526</b>	<b>533</b>

**VN Initial Applications Received**

Month	Total 2024	Total 2023	Total 2022	Total 2021	Total 2020
Jan	798	776	490	548	514
Feb	744	646	510	507	456
Mar	884	965	768	637	538
Apr	733	740	657	619	466
May	723	566	599	578	417
June	836	729	640	583	582
Jul	807	714	681	692	686
Aug	785	729	667	581	644
Sep	746	694	577	542	653
Oct	822	788	699	594	653
Nov	589	684	621	562	500
Dec	675	585	723	584	442
<b>Total</b>	<b>9,142</b>	<b>8,616</b>	<b>7,632</b>	<b>7,027</b>	<b>6,551</b>

**PT Initial Applications Received**

Month	Total 2024	Total 2023	Total 2022	Total 2021	Total 2020
Jan	13	17	14	40	17
Feb	39	43	22	43	26
Mar	18	29	39	36	35
Apr	15	12	14	26	17
May	7	8	9	21	32
June	20	25	13	15	21
Jul	27	50	34	20	23
Aug	19	18	32	33	32
Sep	18	23	15	19	21
Oct	23	37	16	26	35
Nov	17	25	41	18	18
Dec	7	11	19	15	12
<b>Total</b>	<b>223</b>	<b>298</b>	<b>268</b>	<b>312</b>	<b>289</b>

**VN Endorsements Received**

Month	Total 2024	Total 2023	Total 2022	Total 2021	Total 2020
Jan	69	92	188	107	46
Feb	62	72	139	78	37
Mar	63	74	105	112	44
Apr	68	65	99	80	40
May	68	74	111	104	36
June	50	59	157	150	52
Jul	69	46	81	102	63
Aug	64	76	93	117	86
Sep	44	89	99	113	57
Oct	78	68	55	94	57
Nov	57	50	70	100	59
Dec	38	53	86	73	72
<b>Total</b>	<b>730</b>	<b>818</b>	<b>1,283</b>	<b>1,230</b>	<b>649</b>

**PT Endorsements Received**

Month	Total 2023	Total 2023	Total 2022	Total 2021	Total 2020
Jan	0	0	0	0	0
Feb	0	0	0	0	0
Mar	0	0	0	0	0
Apr	0	0	0	0	0
May	0	0	0	0	0
June	0	0	0	0	0
Jul	0	0	0	0	0
Aug	0	0	0	0	0
Sep	0	0	0	0	0
Oct	0	0	0	0	1
Nov	0	0	0	0	0
Dec	0	0	0	0	0
<b>Total</b>	<b>0</b>	<b>0</b>	<b>0</b>	<b>0</b>	<b>1</b>

**VN Verification Letters Received**

Month	Total 2024	Total 2023	Total 2022	Total 2021	Total 2020
Jan	178	188	207	202	167
Feb	174	145	205	168	168
Mar	184	222	217	282	144
Apr	163	200	232	226	138
May	188	214	200	200	172
June	153	197	210	246	152
Jul	177	183	228	216	174
Aug	182	189	213	252	171
Sep	143	182	194	240	157
Oct	169	187	197	177	185
Nov	135	145	141	176	162
Dec	134	139	158	172	187
<b>Total</b>	<b>1,980</b>	<b>2,191</b>	<b>2,402</b>	<b>2,557</b>	<b>1,977</b>

**PT Verification Letters Received**

Month	Total 2024	Total 2023	Total 2022	Total 2021	Total 2020
Jan	1	2	2	2	0
Feb	1	1	0	0	0
Mar	0	2	1	2	0
Apr	2	1	2	0	2
May	0	1	2	1	0
June	0	0	1	1	0
Jul	0	0	2	1	1
Aug	0	0	0	0	2
Sep	0	0	1	1	1
Oct	0	1	2	2	2
Nov	1	0	1	1	0
Dec	0	1	2	2	0
<b>Total</b>	<b>5</b>	<b>9</b>	<b>16</b>	<b>13</b>	<b>8</b>

**VN Licenses Issued**

Month	Total 2024	Total 2023	Total 2022	Total 2021	Total 2020
Jan	754	776	471	519	511
Feb	767	646	509	502	463
Mar	854	962	740	637	515
Apr	754	806	681	648	490
May	737	595	588	542	383
June	773	725	662	616	617
Jul	865	704	659	675	681
Aug	782	717	713	599	630
Sep	740	701	569	540	636
Oct	834	801	715	583	662
Nov	559	710	617	576	519
Dec	710	560	691	597	452
<b>Total</b>	<b>9,129</b>	<b>8,703</b>	<b>7,615</b>	<b>7,034</b>	<b>6,559</b>

**PT Licenses Issued**

Month	Total 2024	Total 2023	Total 2022	Total 2021	Total 2020
Jan	12	17	14	36	13
Feb	39	43	20	46	39
Mar	14	29	40	38	36
Apr	19	11	15	25	18
May	7	10	9	23	32
June	19	26	13	14	22
Jul	27	50	35	21	22
Aug	19	19	32	32	30
Sep	18	19	13	19	23
Oct	23	41	19	27	36
Nov	15	25	41	17	18
Dec	9	10	17	16	12
<b>Total</b>	<b>221</b>	<b>300</b>	<b>268</b>	<b>314</b>	<b>301</b>

**VN Renewals Completed**

Month	Total 2024	Total 2023	Total 2022	Total 2021	Total 2020
Jan	5,013	4,640	4,651	4,773	4,526
Feb	4,198	3,994	3,882	3,804	3,667
Mar	4,239	4,133	4,144	4,093	3,882
Apr	4,058	3,886	3,867	4,097	4,388
May	4,036	4,118	3,806	3,816	3,648
June	3,885	4,095	4,062	4,025	3,785
Jul	4,344	3,937	4,043	3,984	4,153
Aug	4,557	4,384	4,430	4,333	4,123
Sep	4,511	4,197	4,305	4,092	4,280
Oct	4,611	4,349	4,273	4,158	4,541
Nov	4,124	4,155	4,157	4,167	3,907
Dec	4,190	3,912	3,973	3,919	4,009
<b>Total</b>	<b>51,766</b>	<b>49,800</b>	<b>49,593</b>	<b>49,261</b>	<b>48,909</b>

**PT Renewals Completed**

Month	Total 2024	Total 2023	Total 2022	Total 2021	Total 2020
Jan	352	362	391	396	420
Feb	335	281	333	335	336
Mar	359	373	394	360	362
Apr	360	347	353	344	399
May	352	377	345	390	348
June	315	369	345	355	365
Jul	387	384	377	390	394
Aug	357	397	370	421	373
Sep	360	353	363	365	389
Oct	369	338	366	345	379
Nov	343	334	359	334	368
Dec	318	336	338	313	339
<b>Total</b>	<b>4,207</b>	<b>4,251</b>	<b>4,334</b>	<b>4,348</b>	<b>4,472</b>

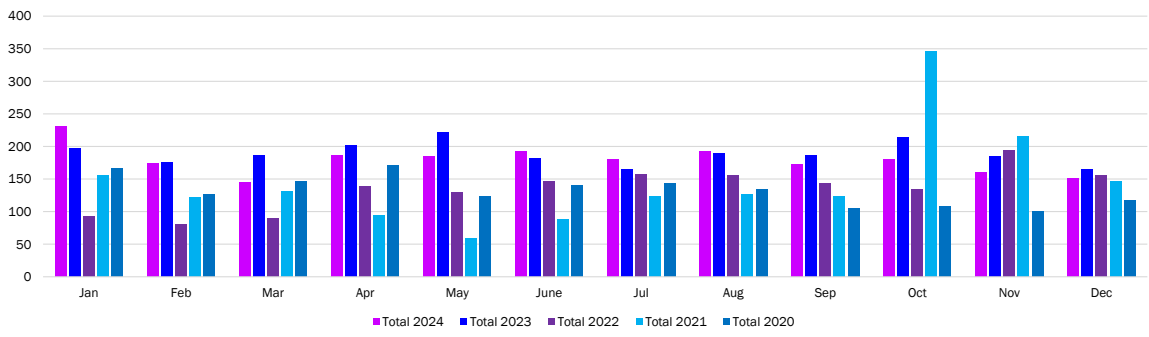
**VN Equivalency Applications Received - Online and In House**

Month	Total 2024	Total 2023	Total 2022	Total 2021	Total 2020
Jan	113	145	164	155	133
Feb	95	135	160	136	107
Mar	122	137	184	181	123
Apr	106	118	204	155	115
May	123	134	148	150	126
June	107	120	144	144	127
Jul	127	110	144	135	154
Aug	107	97	154	122	129
Sep	113	134	166	167	139
Oct	129	109	112	185	166
Nov	107	94	90	134	114
Dec	85	101	93	153	114
<b>Total</b>	<b>1,334</b>	<b>1,434</b>	<b>1,763</b>	<b>1,817</b>	<b>1,547</b>

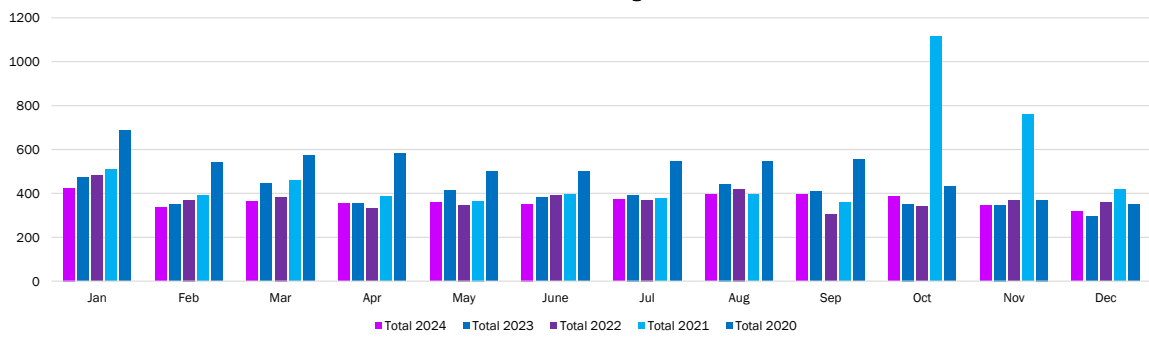
**PT Equivalency Applications Received - Online and In House**

Month	Total 2024	Total 2023	Total 2022	Total 2021	Total 2020
Jan	2	0	4	2	8
Feb	0	1	1	2	1
Mar	1	1	1	0	0
Apr	3	0	4	1	2
May	0	1	1	5	1
June	4	1	1	1	1
Jul	1	1	0	1	2
Aug	2	2	2	0	3
Sep	1	1	1	4	1
Oct	2	2	0	0	3
Nov	0	0	0	2	3
Dec	1	1	1	7	0
<b>Total</b>	<b>17</b>	<b>11</b>	<b>16</b>	<b>25</b>	<b>25</b>

**Name Changes**



**Address Changes**



**BVNPT Licensing Division Statistics**  
**January 2020 through December 31, 2024**  
**Vocational Nurses and Psychiatric Technicians – Processing Times in Weeks**

**VN School Applications – Online**

Month	Total 2024	Total 2023	Total 2022	Total 2021	Total 2020
Jan	1.4	0.7	1.3	3.4	0
Feb	2	1.3	1.3	1.4	0
Mar	1.9	1.5	1.1	1.1	0
Apr	2.8	2	1	0.9	0
May	3	1.3	1	0.75	0
June	2.9	0.9	1.5	1	0
Jul	3.3	0.4	1.4	0.6	0
Aug	2.9	0.3	1.3	0.7	0
Sep	1.6	1	1.3	1.25	0
Oct	2	0.4	1.6	0.8	0
Nov	2.5	2.3	1.6	0.6	1.6
Dec	3.1	1.7	0.9	0.9	1.25

**PT School Applications – Online**

Month	Total 2024	Total 2023	Total 2022	Total 2021	Total 2020
Jan	0.6	0.4	0.3	4	0.5
Feb	0.4	0.3	0.2	0.7	1.4
Mar	0.5	0.3	0	0.5	4.25
Apr	0.2	0.3	0.6	0	0
May	0.2	0.2	0.3	0.6	2
June	0.4	0.3	0.9	0.5	3.7
Jul	0.5	0.04	0.9	0.6	2.2
Aug	0.3	0.1	1.1	0.4	2
Sep	0.7	0.4	0.6	0.4	1.1
Oct	0.4	0.7	0.3	0.4	1
Nov	0.5	1.2	0.2	0.4	0.6
Dec	0.7	0.4	0.4	0.3	1.1

**VN School Applications – In House**

Month	Total 2024	Total 2023	Total 2022	Total 2021	Total 2020
Jan	2.1	2	0.6	1.3	0
Feb	0.3	1	1.2	0.3	0
Mar	0.5	0.1	0.2	0.6	0
Apr	0	0.2	1.2	0.4	0
May	0.1	0.4	1.3	0.4	0
June	0.3	0.4	1.5	0.1	0
Jul	2.5	1.3	0.7	0.4	0
Aug	0.03	1	0.6	0.7	0
Sep	1.3	1.2	0.3	0.3	0
Oct	0.1	0.3	0.8	0.3	0
Nov	0.34	1.3	0.7	0.5	1.6
Dec	0.5	0.3	0.7	0.2	1.25

**PT School Applications – In House**

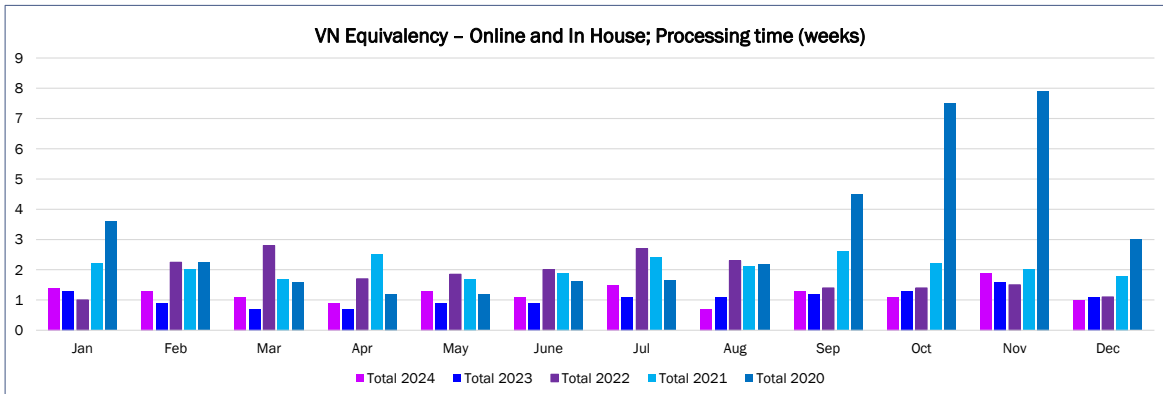
Month	Total 2024	Total 2023	Total 2022	Total 2021	Total 2020
Jan	0.1	0.1	0	0.3	0.3
Feb	0	0	0.3	0.1	2.3
Mar	0	0	0.1	0	4.25
Apr	0	0	0	0	0
May	0	0.1	0.7	0.4	0
June	0	0	0.3	0	0
Jul	0	0.6	0	0	0
Aug	0	0.5	0	0	0.5
Sep	0	0.4	0.09	0	0.1
Oct	0	0.2	0.4	0	0
Nov	0	0.3	0	0	0
Dec	0	0.3	0	0	0

**PT Re-Examination**

Month	Total 2024	Total 2023	Total 2022	Total 2021	Total 2020
Jan	1.4	2.3	0.5	2.2	0
Feb	1.4	0.8	0.5	0.5	0
Mar	1.1	0.6	1	1.1	0
Apr	1	1.8	1.2	0.6	0
May	0.7	0.5	0.8	0.6	0
June	0.9	0.3	0.8	1	0
Jul	1.9	0.6	2	1	0
Aug	1.9	0.7	1.5	0.6	0
Sep	0.8	0.7	1	0.6	0
Oct	1.4	1	0.8	0.4	3.2
Nov	2.9	1.3	2.1	1	2.75
Dec	0.5	1.3	0.8	0.3	0.9

**PT Equivalency – Online and In House**

Month	Total 2024	Total 2023	Total 2022	Total 2021	Total 2020
Jan	0	1	2.8	2.3	0
Feb	0	0	0	0.8	0.25
Mar	0	0	1	0	2.25
Apr	0.7	0.3	0.3	0	1.2
May	0.2	0	0.3	0.7	1.19
June	0.1	0.4	0.3	0.5	1.63
Jul	0.8	0.1	0	0.2	0
Aug	0	0.2	0.1	0.25	0
Sep	0	0.7	1	1.25	0
Oct	0.3	0.1	0	0.5	0.25
Nov	0.1	0	0	0	1.2
Dec	0.1	0.1	0	1	1.5



**VN Verification – Online**

Month	Total 2024	Total 2023	Total 2022	Total 2021	Total 2020
Jan	3.1	0.8	1.4	0.2	0.4
Feb	2.5	1.1	1.1	0.5	0.5
Mar	1.1	1.3	1.25	0.6	0.6
Apr	1.7	1.8	0.4	0.6	1
May	1.9	1.3	0.8	0.8	0.8
June	3.5	1.5	0.8	0.7	0.9
Jul	3.6	1.1	0.7	1.3	0.08
Aug	1.7	0	1.1	0.6	0.08
Sep	2.1	0.7	1.9	0	0.6
Oct	1.7	0.3	0.7	0.2	1.1
Nov	1.5	1.7	0.6	0.7	1
Dec	1.4	2.2	0.8	0.8	1.9

**VN Verification – In House**

Month	Total 2024	Total 2023	Total 2022	Total 2021	Total 2020
Jan	1.4	1.1	1.4	1.7	1.4
Feb	0.6	1.4	1.4	1.5	1.25
Mar	1.8	1.5	1.3	0.7	1.25
Apr	0.5	2.3	0.9	1.7	1.5
May	0.8	1	0.8	1.75	1.35
June	0.9	0.8	0.8	1.3	1.6
Jul	3.2	2	1.3	1.5	1.6
Aug	0.9	2.5	1.6	1.2	1.5
Sep	1.8	2.5	2.3	0.4	1.6
Oct	2	1	1	0.6	1.9
Nov	0.8	2.2	1.2	1.4	1.8
Dec	0.4	1.8	0.5	1.5	2.5

**VN Endorsements – Online**

Month	Total 2024	Total 2023	Total 2022	Total 2021	Total 2020
Jan	1.1	0.8	0.9	2.6	1
Feb	2.3	1.1	1	1.8	0.75
Mar	1.1	1.4	0.9	1.5	1
Apr	1.1	2.6	0.9	1.3	1
May	1.9	1.4	1.4	1.3	0.8
June	2.5	0.6	1.7	1.4	1
Jul	1.2	0	1.5	1.1	0.7
Aug	3	0	0.9	0.8	1.1
Sep	1.5	1	1.4	1	0.7
Oct	2.2	0.3	2	0.7	0.7
Nov	3.8	1.8	1.1	1.1	1.1
Dec	2.2	1.8	0.8	0.6	1.3

**VN Endorsements – In House**

Month	Total 2024	Total 2023	Total 2022	Total 2021	Total 2020
Jan	0	0.8	0.25	0	1
Feb	0	0.4	0.25	0	0.75
Mar	0	0	0	0	1
Apr	0.3	0	0.65	0	1
May	0	0	0	0	0.8
June	0	0.2	0	1	1
Jul	0	0.8	0	0	0
Aug	0	0.4	0	0	0
Sep	0.3	0.5	0	0.5	0
Oct	0	0.3	0	0.1	0
Nov	0	0	0	0.3	0
Dec	0.3	0	0	0	0

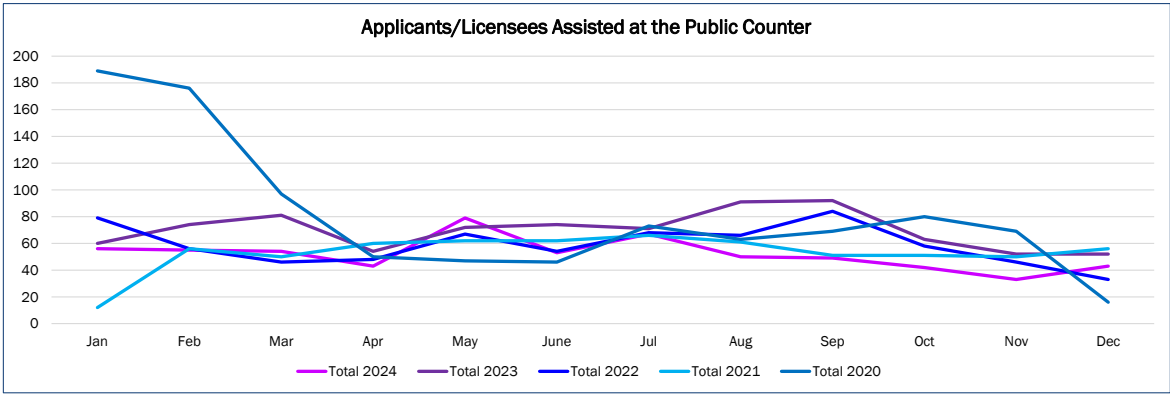
**VN Initial Licensure**

Month	Total 2024	Total 2023	Total 2022	Total 2021	Total 2020
Jan	0	0	0.5	0	0
Feb	0	0.07	0.03	0	0
Mar	0	0	0	0	0
Apr	0	0	0	0	0
May	0	0	0	0	0
June	0	0	0	0	0
Jul	0	0	0	0	0
Aug	0	0	0	0	0
Sep	0	0	0	0	0
Oct	0	0	0	0	0
Nov	0	0	0	0	0
Dec	0	0	0	0	0

**PT Initial Licensure**

Month	Total 2024	Total 2023	Total 2022	Total 2021	Total 2020
Jan	0	0	0	0	0
Feb	0	0	0	0	0
Mar	0	0	0	0	0
Apr	0	0	0	0	0
May	0	0	0	0	0
June	0	0	0	0	0
Jul	0	0	0	0	0
Aug	0	0	0	0	0
Sep	0	0	0	0	0
Oct	0	0	0	0	0
Nov	0	0	0	0	0
Dec	0	0	0	0	0

**BVNPT Licensing Division Statistics**  
**January 2020 through December 31, 2024**  
**Public Counter and Customer Service**

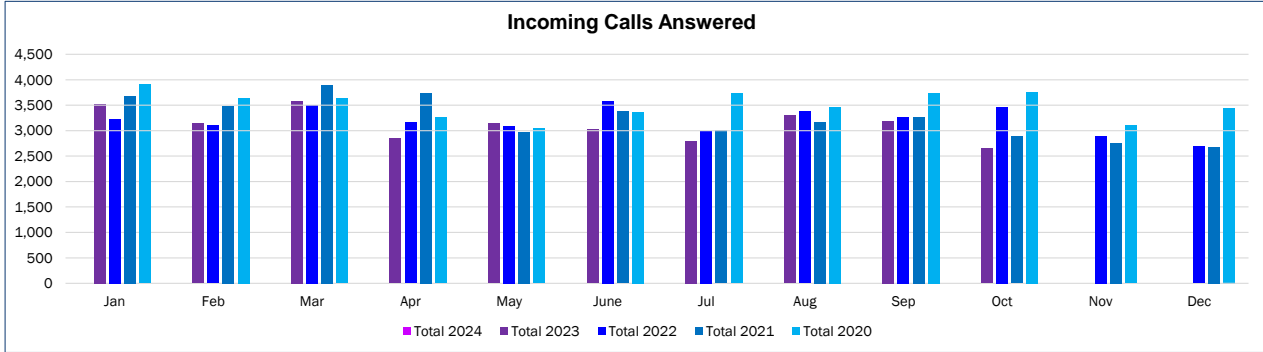
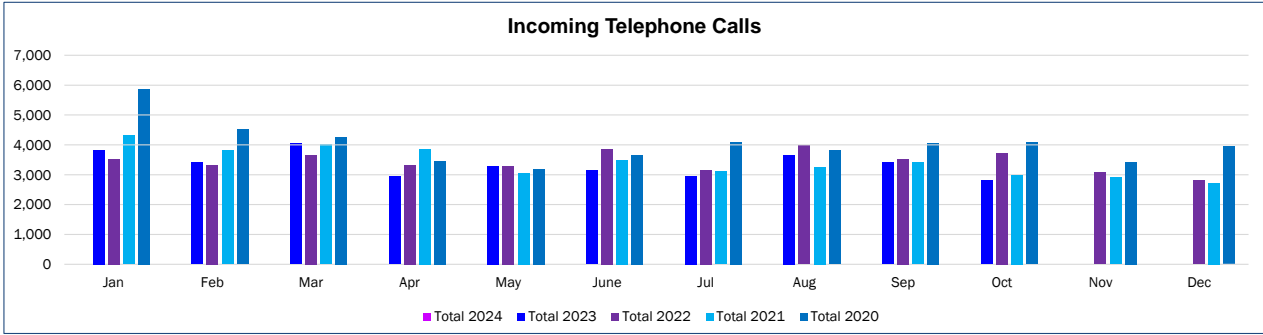


**Temporary Licenses Issued at the Public Counter**

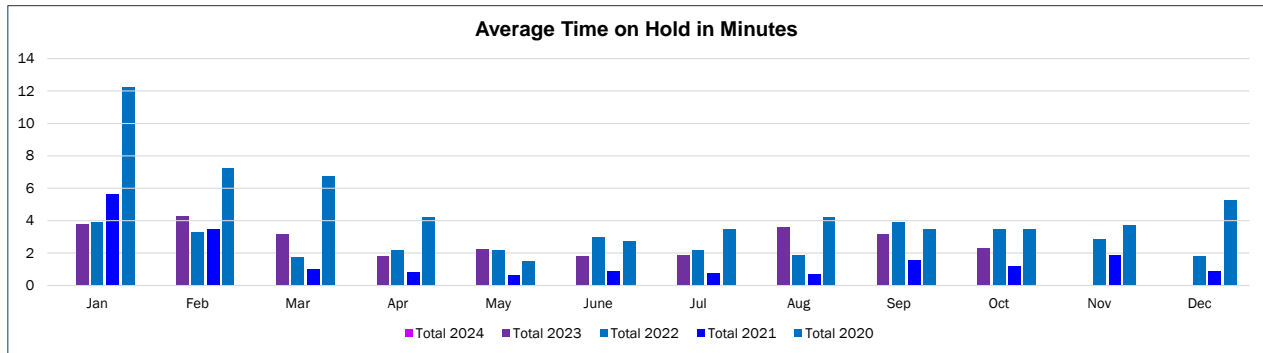
Month	Total 2024	Total 2023	Total 2022	Total 2021	Total 2020
Jan	0	0	0	0	0
Feb	0	0	0	0	0
Mar	0	0	0	0	0
Apr	0	0	0	0	0
May	0	0	0	0	0
June	0	0	0	0	0
Jul	0	0	0	0	0
Aug	0	0	0	0	0
Sep	0	0	0	0	0
Oct	0	0	0	0	0
Nov	0	0	0	0	0
Dec	0	0	0	0	0
<b>Total</b>	<b>0</b>	<b>0</b>	<b>0</b>	<b>0</b>	<b>0</b>

**Incoming Emails to the General BVNPT Email Box**

Month	Total 2024	Total 2023	Total 2022	Total 2021	Total 2020
Jan	2,415	1,577	1,313	1,671	1,279
Feb	1,748	1,481	1,367	1,502	1,004
Mar	1,799	1,690	1,601	1,442	1,544
Apr	1,797	1,436	1,520	1,214	1,477
May	1,737	1,503	1,367	1,302	994
June	1,543	1,348	1,678	1,271	1,443
Jul	2,016	1,401	1,486	1,504	1,370
Aug	1,601	1,635	1,616	1,433	1,311
Sep	1,743	1,742	1,405	1,416	1,410
Oct	1,618	2,098	1,030	1,435	1,257
Nov	1,457	1,713	1,125	1,004	1,034
Dec	1,464	1,484	1,245	1,119	977
<b>Total</b>	<b>20,938</b>	<b>19,108</b>	<b>16,753</b>	<b>16,313</b>	<b>15,100</b>







## Cashiering

### In House Processed Payments - VN Renewal

Month	Total 2024	Total 2023	Total 2022	Total 2021	Total 2020
Jan	39	35	37	45	80
Feb	30	50	39	40	59
Mar	22	27	36	39	55
Apr	24	39	37	92	66
May	32	38	37	42	49
June	21	41	46	31	47
Jul	22	35	31	46	75
Aug	20	42	38	48	46
Sep	43	34	46	43	68
Oct	28	44	41	50	46
Nov	33	19	44	31	57
Dec	20	30	48	30	43
<b>Total</b>	<b>334</b>	<b>434</b>	<b>480</b>	<b>537</b>	<b>691</b>

### Online Processed Payments - VN Renewal

Month	Total 2024	Total 2023	Total 2022	Total 2021	Total 2020
Jan	4,799	4,611	4,686	4,770	4,463
Feb	3,766	3,974	3,869	3,756	3,462
Mar	4,040	4,124	4,082	4,057	3,936
Apr	4,036	3,871	3,816	4,013	3,952
May	4,026	4,061	3,891	3,767	2,923
June	3,896	4,094	4,027	3,999	2,030
Jul	4,334	3,916	4,015	3,929	4,104
Aug	4,537	4,375	4,416	4,290	4,060
Sep	4,519	4,203	4,287	4,051	4,221
Oct	4,583	4,336	4,243	4,124	4,490
Nov	4,101	4,159	4,141	4,134	3,875
Dec	4,188	3,928	3,954	3,894	3,937
<b>Total</b>	<b>50,825</b>	<b>49,652</b>	<b>49,427</b>	<b>48,784</b>	<b>45,453</b>

### In House Processed Payments - PT Renewal

Month	Total 2024	Total 2023	Total 2022	Total 2021	Total 2020
Jan	3	1	3	7	5
Feb	2	4	4	1	7
Mar	1	9	3	3	3
Apr	3	6	3	9	4
May	4	7	5	4	6
June	3	6	2	1	3
Jul	3	1	1	5	7
Aug	2	5	4	5	8
Sep	2	4	2	1	1
Oct	2	3	4	6	7
Nov	6	2	6	2	3
Dec	1	6	8	1	8
<b>Total</b>	<b>32</b>	<b>54</b>	<b>45</b>	<b>45</b>	<b>62</b>

### Online Processed Payments - PT Renewal

Month	Total 2024	Total 2023	Total 2022	Total 2021	Total 2020
Jan	348	362	393	386	413
Feb	314	278	330	335	342
Mar	359	365	393	356	375
Apr	361	344	348	336	367
May	347	373	339	387	302
June	314	367	343	353	205
Jul	386	382	379	385	392
Aug	356	396	366	416	366
Sep	360	351	361	364	386
Oct	366	338	364	341	369
Nov	339	332	359	331	364
Dec	317	333	333	312	331
<b>Total</b>	<b>4,167</b>	<b>4,221</b>	<b>4,308</b>	<b>4,302</b>	<b>4,212</b>

### In House Processed Payments - VN Examinations

Month	Total 2024	Total 2023	Total 2022	Total 2021	Total 2020
Jan	14	58	56	46	134
Feb	20	41	39	108	82
Mar	19	36	51	51	161
Apr	25	45	86	77	68
May	31	37	50	38	52
June	24	28	47	48	57
Jul	17	25	50	51	92
Aug	30	26	51	43	78
Sep	26	19	45	29	76
Oct	32	34	61	69	124
Nov	32	23	36	27	70
Dec	36	20	32	24	59
<b>Total</b>	<b>306</b>	<b>392</b>	<b>604</b>	<b>611</b>	<b>1,053</b>

### Online Processed Payments - VN Examinations

Month	Total 2024	Total 2023	Total 2022	Total 2021	Total 2020
Jan	690	620	557	454	418
Feb	490	628	683	525	512
Mar	715	613	720	687	500
Apr	699	513	693	615	542
May	837	745	794	692	728
June	752	667	797	750	704
Jul	709	562	511	556	618
Aug	622	685	652	674	601
Sep	716	728	838	700	633
Oct	717	504	494	495	466
Nov	585	551	542	545	546
Dec	845	813	850	754	614
<b>Total</b>	<b>8,377</b>	<b>7,629</b>	<b>8,131</b>	<b>7,447</b>	<b>6,882</b>

**In House Processed Payments - PT Examinations**

Month	Total 2024	Total 2023	Total 2022	Total 2021	Total 2020
Jan	16	19	20	0	34
Feb	0	1	7	21	11
Mar	0	0	3	1	0
Apr	0	0	0	0	0
May	0	23	16	0	5
June	17	0	3	0	0
Jul	0	1	0	1	0
Aug	0	5	2	2	24
Sep	17	4	18	16	2
Oct	0	4	0	0	0
Nov	0	0	0	0	0
Dec	0	0	1	20	1
<b>Total</b>	<b>50</b>	<b>57</b>	<b>70</b>	<b>61</b>	<b>77</b>

**Online Processed Payments - PT Examinations**

Month	Total 2024	Total 2023	Total 2022	Total 2021	Total 2020
Jan	30	18	6	26	34
Feb	3	9	4	5	6
Mar	5	7	4	11	5
Apr	6	5	6	4	13
May	15	65	51	20	39
June	29	32	36	45	13
Jul	11	14	26	14	14
Aug	18	51	48	27	37
Sep	28	23	29	12	17
Oct	11	5	3	8	27
Nov	7	8	2	8	7
Dec	48	69	51	63	100
<b>Total</b>	<b>211</b>	<b>306</b>	<b>266</b>	<b>243</b>	<b>312</b>

**In House Processed Payments - VN Reexaminations**

Month	Total 2024	Total 2023	Total 2022	Total 2021	Total 2020
Jan	1	6	9	6	8
Feb	4	6	4	2	3
Mar	0	7	2	2	9
Apr	1	5	4	9	10
May	1	6	2	7	8
June	4	3	3	7	4
Jul	2	1	4	7	7
Aug	1	3	2	5	7
Sep	2	3	3	4	15
Oct	2	1	7	5	12
Nov	3	0	5	2	5
Dec	1	2	5	7	3
<b>Total</b>	<b>22</b>	<b>43</b>	<b>50</b>	<b>63</b>	<b>91</b>

**Online Processed Payments - VN Reexaminations**

Month	Total 2024	Total 2023	Total 2022	Total 2021	Total 2020
Jan	362	613	408	449	377
Feb	299	594	380	362	324
Mar	353	512	454	528	412
Apr	292	400	420	457	471
May	276	371	389	406	409
June	266	328	448	373	360
Jul	263	300	448	375	385
Aug	270	301	506	405	410
Sep	276	282	464	411	405
Oct	309	299	416	420	423
Nov	254	260	418	341	336
Dec	243	257	394	321	300
<b>Total</b>	<b>3,463</b>	<b>4,517</b>	<b>5,145</b>	<b>4,848</b>	<b>4,612</b>

**In House Processed Payments - PT Reexaminations**

Month	Total 2024	Total 2023	Total 2022	Total 2021	Total 2020
Jan	0	0	0	1	1
Feb	0	0	0	0	1
Mar	0	0	0	0	2
Apr	0	0	0	0	1
May	0	0	1	0	1
June	0	0	0	0	1
Jul	0	0	0	0	0
Aug	0	0	1	0	0
Sep	0	0	0	0	1
Oct	0	0	0	1	0
Nov	0	0	0	0	1
Dec	0	0	0	0	0
<b>Total</b>	<b>0</b>	<b>0</b>	<b>2</b>	<b>2</b>	<b>9</b>

**Online Processed Payments - PT Reexaminations**

Month	Total 2024	Total 2023	Total 2022	Total 2021	Total 2020
Jan	21	19	20	22	25
Feb	17	15	15	14	11
Mar	18	20	21	22	19
Apr	18	16	6	20	22
May	15	14	18	15	25
June	19	10	17	19	14
Jul	13	13	6	11	29
Aug	20	18	14	20	12
Sep	15	11	19	17	24
Oct	8	18	18	8	14
Nov	13	24	14	14	21
Dec	12	10	14	6	14
<b>Total</b>	<b>189</b>	<b>188</b>	<b>182</b>	<b>188</b>	<b>230</b>

**In House Processed Payments - VN Interim Permit**

Month	Total 2024	Total 2023	Total 2022	Total 2021	Total 2020
Jan	0	0	0	0	0
Feb	0	0	0	0	0
Mar	1	0	0	0	0
Apr	0	0	0	0	0
May	0	0	0	0	1
June	0	0	0	0	0
Jul	0	0	2	0	0
Aug	0	0	1	0	0
Sep	1	0	0	0	0
Oct	1	0	0	0	0
Nov	0	0	0	0	0
Dec	0	0	0	0	0
<b>Total</b>	<b>3</b>	<b>0</b>	<b>3</b>	<b>0</b>	<b>1</b>

**Online Processed Payments - VN Interim Permit**

Month	Total 2024	Total 2023	Total 2022	Total 2021	Total 2020
Jan	31	22	46	34	9
Feb	18	15	37	12	7
Mar	15	15	36	21	24
Apr	11	12	23	22	37
May	26	20	50	48	36
June	19	23	63	25	32
Jul	15	17	30	12	25
Aug	15	19	45	15	10
Sep	5	22	27	25	26
Oct	8	27	17	28	19
Nov	7	12	26	35	35
Dec	9	15	27	45	45
<b>Total</b>	<b>179</b>	<b>219</b>	<b>427</b>	<b>322</b>	<b>305</b>

**In House Processed Payments - VN Verification**

Month	Total 2024	Total 2023	Total 2022	Total 2021	Total 2020
Jan	19	34	19	30	31
Feb	21	29	30	29	39
Mar	6	32	20	47	25
Apr	8	34	21	59	30
May	10	23	20	34	31
June	8	27	22	38	30
Jul	9	28	23	27	30
Aug	17	24	22	32	37
Sep	6	16	30	25	40
Oct	11	27	33	29	36
Nov	12	10	29	14	32
Dec	5	12	31	21	30
<b>Total</b>	<b>132</b>	<b>296</b>	<b>300</b>	<b>385</b>	<b>391</b>

**Online Processed Payments - VN Verification**

Month	Total 2024	Total 2023	Total 2022	Total 2021	Total 2020
Jan	166	172	190	151	112
Feb	157	139	194	124	110
Mar	190	205	209	253	110
Apr	158	193	220	195	93
May	191	212	198	180	122
June	150	193	204	216	102
Jul	176	169	224	200	121
Aug	179	182	205	228	127
Sep	143	179	174	217	117
Oct	167	171	194	155	147
Nov	129	143	132	172	144
Dec	134	131	153	165	163
<b>Total</b>	<b>1,940</b>	<b>2,089</b>	<b>2,297</b>	<b>2,256</b>	<b>1,468</b>

**In House Processed Payments - VN Initial Licensure**

Month	Total 2024	Total 2023	Total 2022	Total 2021	Total 2020
Jan	3	2	0	0	1
Feb	0	1	0	3	2
Mar	3	2	2	3	2
Apr	5	1	0	7	2
May	2	0	4	1	4
June	2	0	0	3	0
Jul	3	3	6	1	0
Aug	6	1	3	2	1
Sep	9	8	3	1	4
Oct	3	2	1	0	3
Nov	3	3	1	1	1
Dec	2	3	2	2	0
<b>Total</b>	<b>41</b>	<b>26</b>	<b>22</b>	<b>24</b>	<b>20</b>

**Online Processed Payments - VN Initial Licensure**

Month	Total 2024	Total 2023	Total 2022	Total 2021	Total 2020
Jan	788	773	489	548	510
Feb	664	634	509	500	454
Mar	877	955	759	626	534
Apr	726	738	654	616	464
May	703	563	595	576	413
June	805	724	639	579	582
Jul	799	709	672	689	686
Aug	762	718	659	581	643
Sep	734	681	569	541	649
Oct	811	772	689	591	647
Nov	581	672	617	561	499
Dec	663	581	719	582	441
<b>Total</b>	<b>8,913</b>	<b>8,520</b>	<b>7,570</b>	<b>6,990</b>	<b>6,522</b>

**In House Processed Payments - PT Initial Licensure**

Month	Total 2024	Total 2023	Total 2022	Total 2021	Total 2020
Jan	0	0	0	0	0
Feb	0	0	0	0	0
Mar	0	0	0	0	2
Apr	0	0	0	0	0
May	0	0	0	0	0
June	0	0	0	0	0
Jul	1	0	0	1	0
Aug	0	0	0	2	0
Sep	1	0	0	0	0
Oct	0	0	0	0	0
Nov	0	0	0	0	0
Dec	0	0	0	0	0
<b>Total</b>	<b>2</b>	<b>0</b>	<b>0</b>	<b>3</b>	<b>2</b>

**Online Processed Payments - PT Initial Licensure**

Month	Total 2024	Total 2023	Total 2022	Total 2021	Total 2020
Jan	13	17	14	40	17
Feb	36	43	20	43	26
Mar	18	29	39	36	33
Apr	15	12	14	26	17
May	7	8	9	21	32
June	20	25	13	15	21
Jul	26	50	34	19	24
Aug	19	18	32	32	32
Sep	19	23	15	19	21
Oct	23	37	16	26	35
Nov	17	25	41	18	18
Dec	7	11	19	15	12
<b>Total</b>	<b>220</b>	<b>298</b>	<b>266</b>	<b>310</b>	<b>288</b>

